

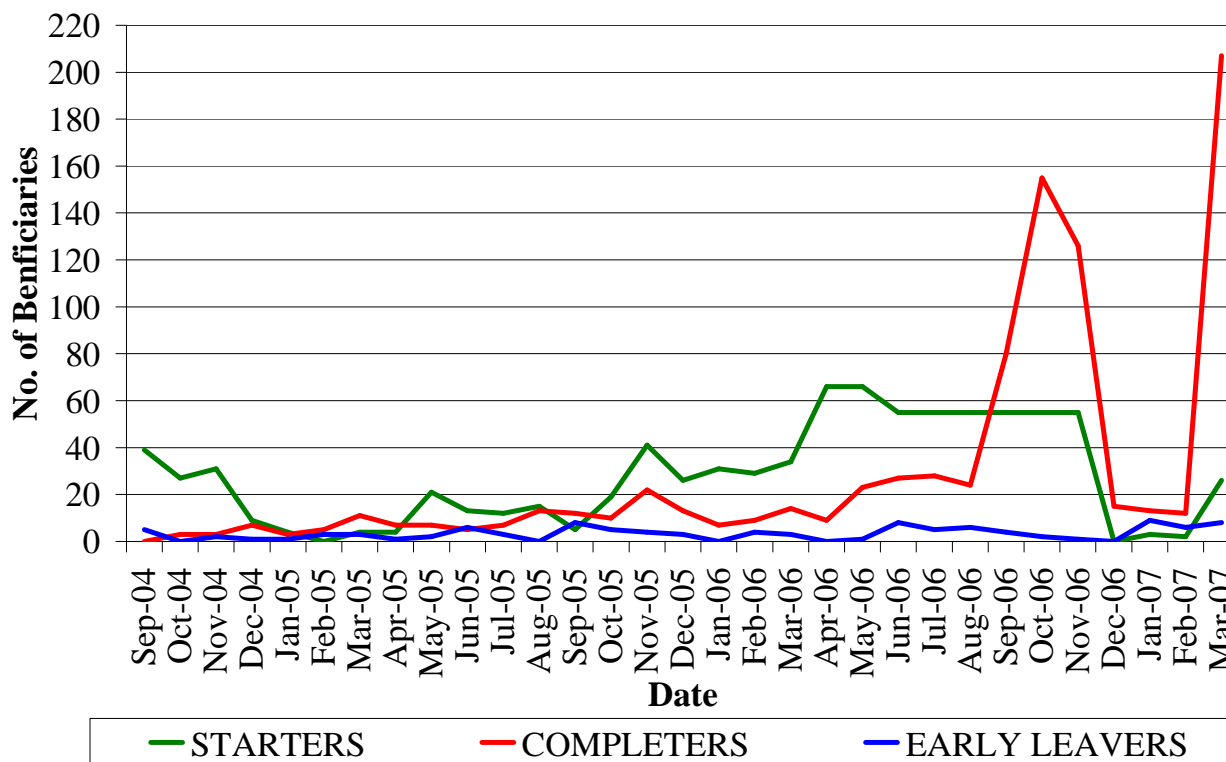


PROJECT SUMMARY

WYMOTT

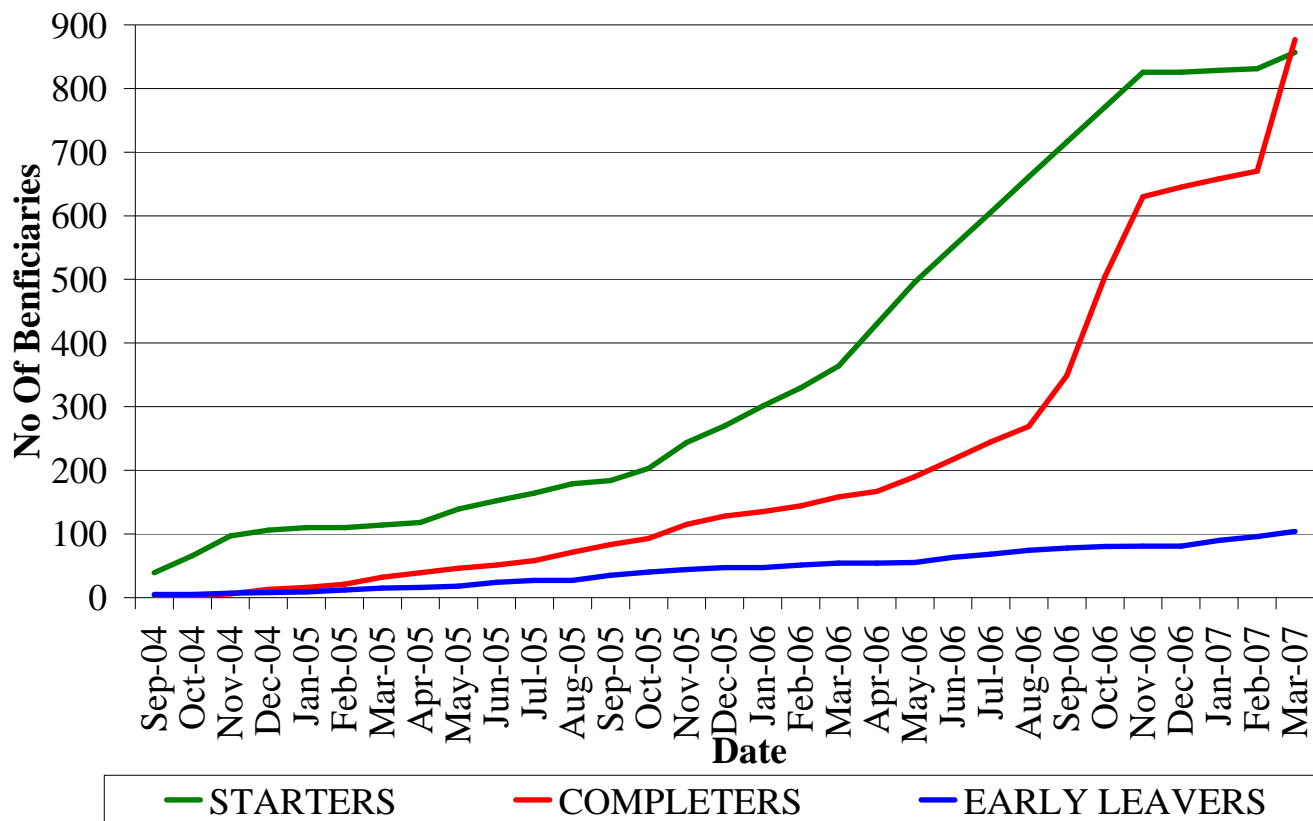
M. Musiol
K. Wood, A. Bennett

Starters, Completers and Early Leavers Per Month



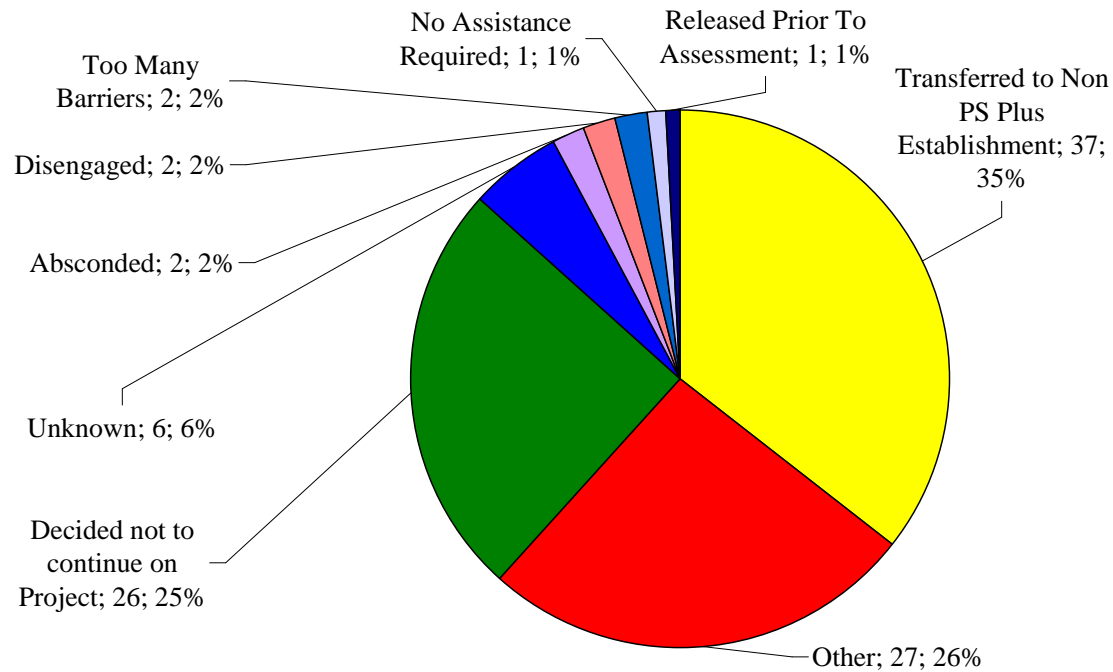
- For the first 19 months, no more than 41 beneficiaries were started in Wymott. For the next 8 months, the number of starters remained constant at 66 for 2 months, then 55 until the last few months (project closure).
- Up until the last 7 months of the project (project closure), no more than 30 beneficiaries were completing the PS Plus 2 project per month.

Cumulative Starters, Completers and Early Leavers



- Over 850 beneficiaries were started on PS Plus 2 in Wymott.
- Almost 1000 beneficiaries finished in Wymott – 877 completed the project and 104 left the project early.

Reasons for Early Leavers

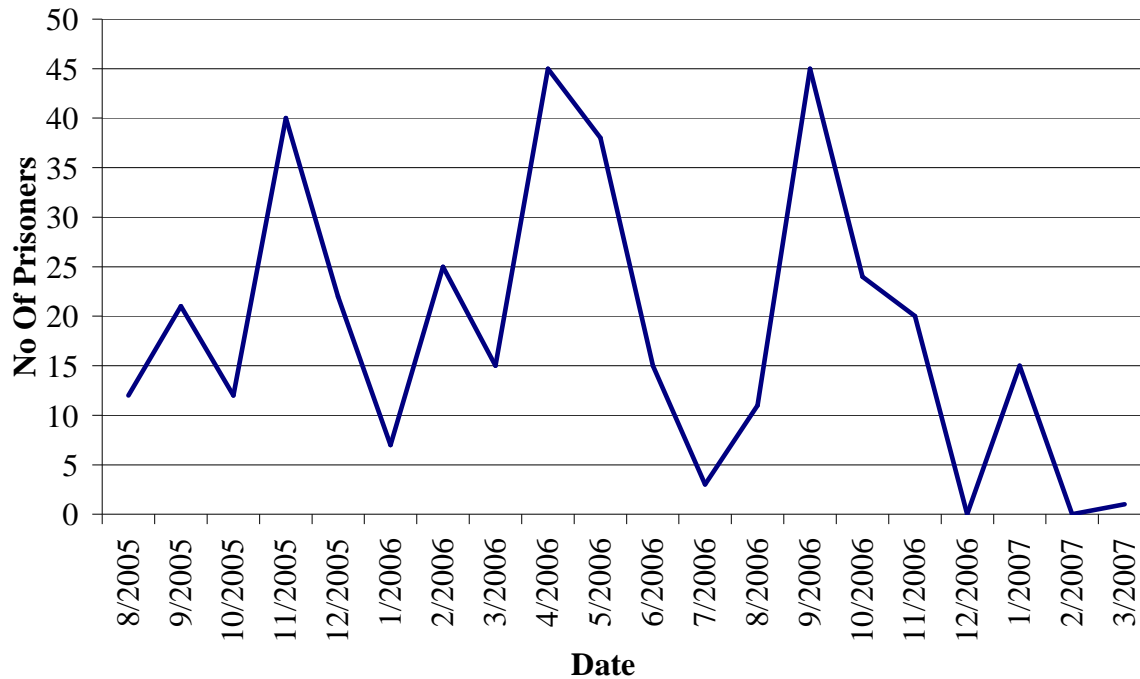


Other reasons given for beneficiaries leaving the project early:

Reason for leaving	No. of beneficiaries
Unknown	7
Completed project	6
Not eligible	3
On impact project	2
Transferred to Custody 2 Work	1
Opt Out Form signed.	1
Not carrying on to Ps+3	1
No motivation	1
IAG Intervention	1
High risk	1
Has gained a hard outcome	1
Early Leaver	1
Being deported	1
TOTAL	27

- Of the 104 beneficiaries who left the project early, 35% (37) transferred to a non-PS Plus establishment.
- 26 beneficiaries decided not to continue on the project and 2 beneficiaries absconded.

Non-Starters Per Month

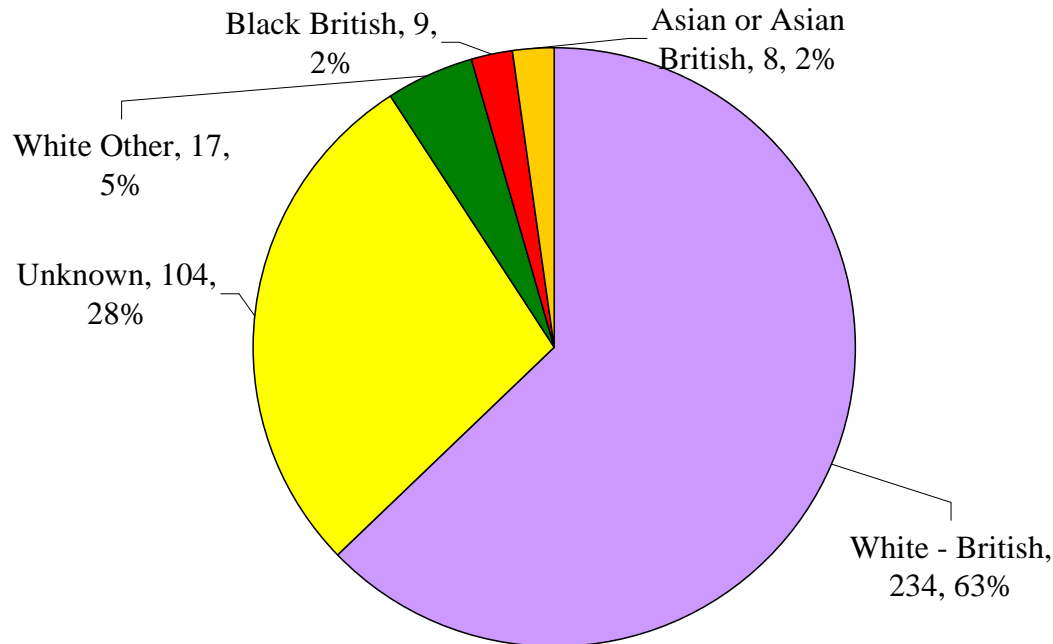


Reasons for prisoner not being started:

Reason	No. of Beneficiaries
Does not wish to be considered for PS Plus at this time	132
Does not require PS Plus services at this time	85
Other	61
Transferred to non PS Plus establishment	44
Transferred before assessment entered	24
Does not meet required eligibility criteria	21
Level of risk of harm	5

- Most months, less than 25 prisoners were seen and deemed unsuitable for the project.
- In total, 372 prisoners were not started on the PS Plus 2 project in Wymott.
- 132 of the prisoners not started in Wymott did not wish to be considered for the PS Plus project and 68 prisoners transferred before being started on the project (24 transferred before the assessment entered and 44 to a non-PS Plus establishment).

Ethnic Breakdown of prisoners not started



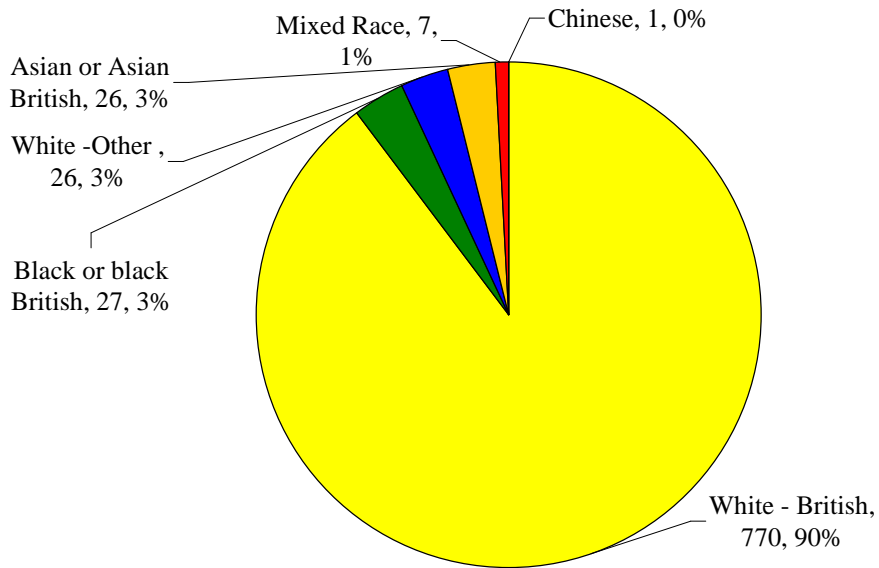
Nationality of Prisoners Not Started

Nationality	No. of beneficiaries
United Kingdom	293
Unknown	68
Pakistan	2
Zimbabwe	1
Belgium	1
Congo	1
Iran	1
Iraq	1
Irish Republic	1
Ivory Coast	1
Jamaica	1
Zambia	1
TOTAL	372

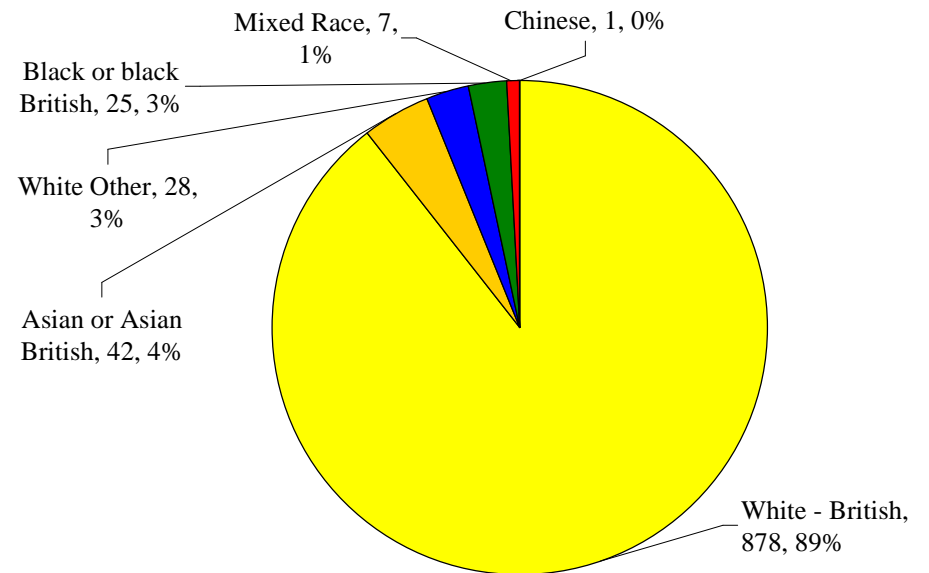
- The majority of the prisoners not started on the PS Plus project were White-British (63%) and from United Kingdom (79%).
- The ethnic origin for 28% and the nationality of 18% of the prisoners not started was unknown.
- Ethnic minorities account for 9% (34 prisoners) of the prisoners not started.

Beneficiaries Started On PS Plus

Ethnic Breakdown of Beneficiaries in Wymott



Started in Wymott



Finished in Wymott

- 90% (770) of the beneficiaries who started and 89% (878) of the beneficiaries who finished in Wymott were White-British.
- 10% (87) of the beneficiaries who started and 11% (103) of the beneficiaries who finished in Wymott were from ethnic minorities.

Nationality Breakdown of Beneficiaries in Wymott

Starting in Wymott

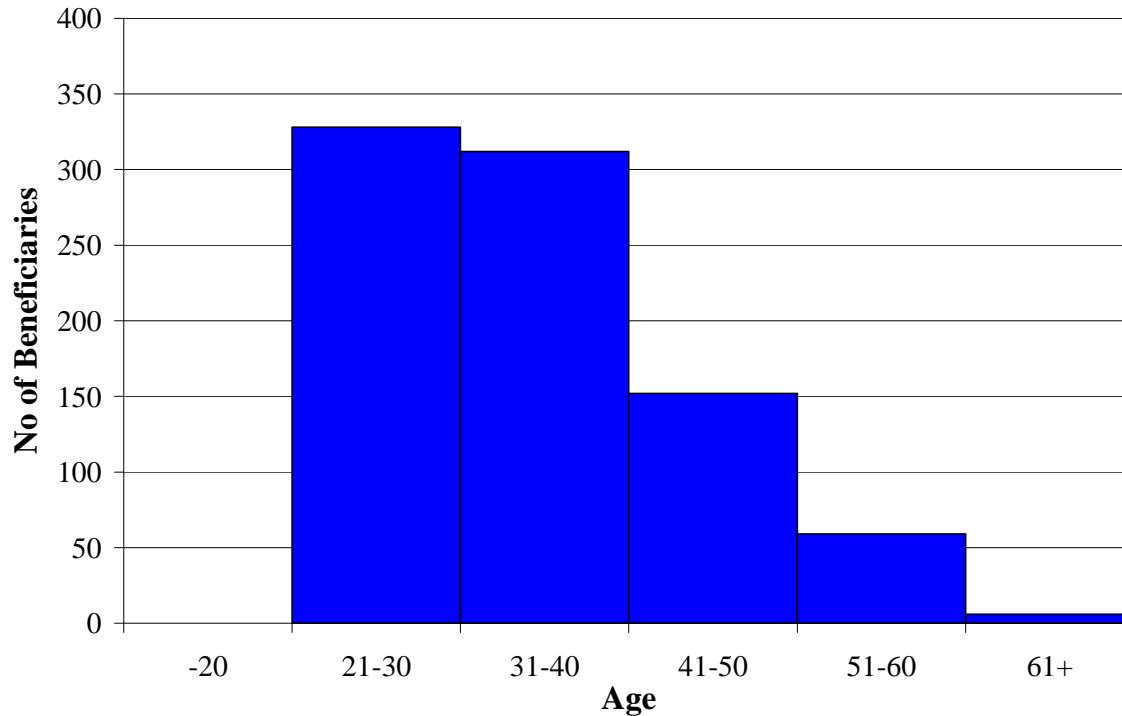
Nationality	No. of beneficiaries
United Kingdom	647
Britain	98
Unknown	94
Jamaica	5
India	2
Irish Republic	2
Iran	1
Iraq	1
Mexico	1
Nigeria	1
Pakistan	1
Sierre Leone	1
Spain	1
St Kitts and Nevis	1
Zimbabwe	1
TOTAL	857

Finishing in Wymott

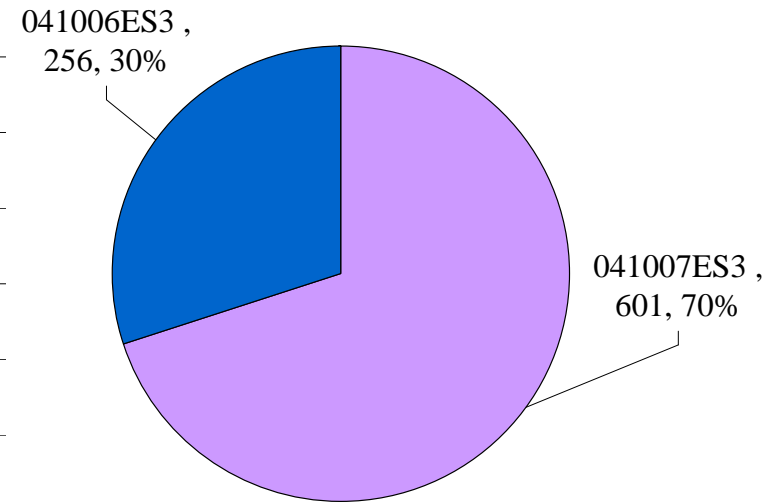
Nationality	No. of beneficiaries
United Kingdom	693
Britain	173
Unknown	91
Other	10
Jamaica	4
Pakistan	3
India	3
Not Known	2
Irish Republic	2
TOTAL	981

- 87% (745) of the beneficiaries who started in Wymott stated that their nationality is United Kingdom or British.
- 88% (866) of the beneficiaries who finished in Wymott stated that their nationality is United Kingdom or British.
- The nationalities of 94 of the beneficiaries who started and 91 of the beneficiaries who finished in Wymott are unknown.

Age and Dossier Number of Beneficiaries on Starting PS Plus 2



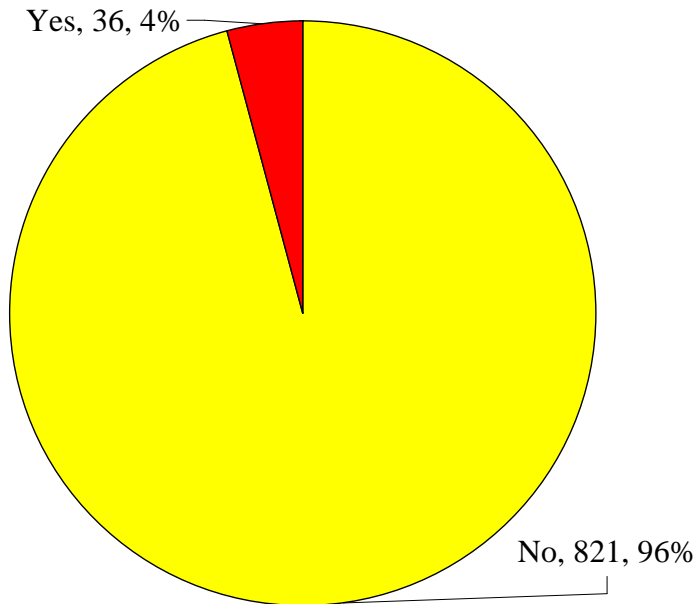
Age Breakdown



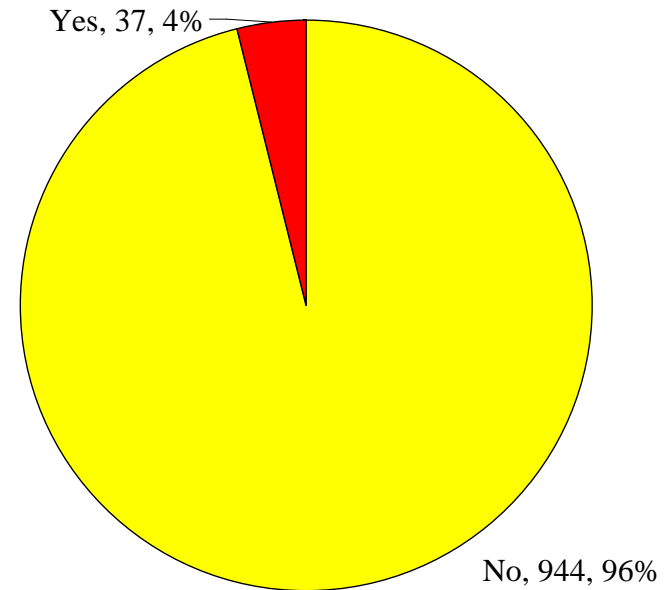
Dossier Number Breakdown

- The average (mean) age of the beneficiaries started in Wymott is 34 years and 10 months. The average (mode) age group is 21 – 30 years old.
- 70% (601) of the beneficiaries are in the ESF Group 041007ES3 (male beneficiaries aged 28 and over).

Disabled Beneficiaries



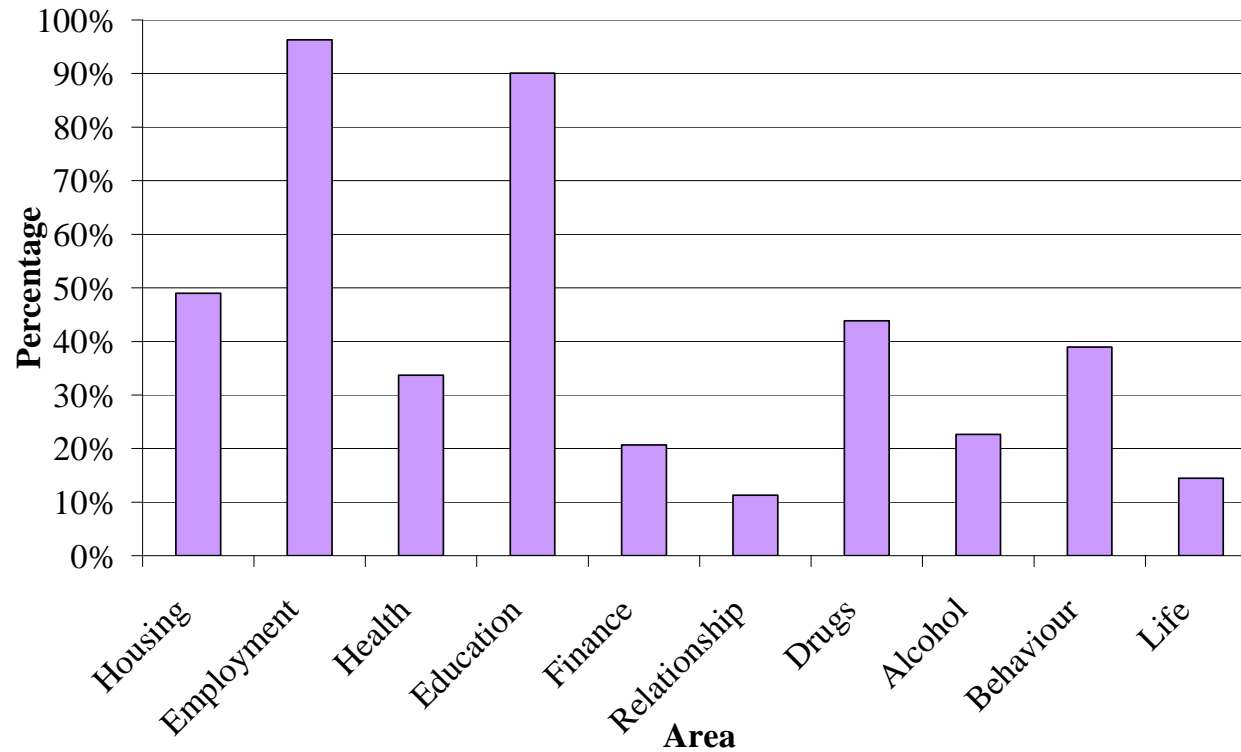
Beneficiaries Starting in Wymott



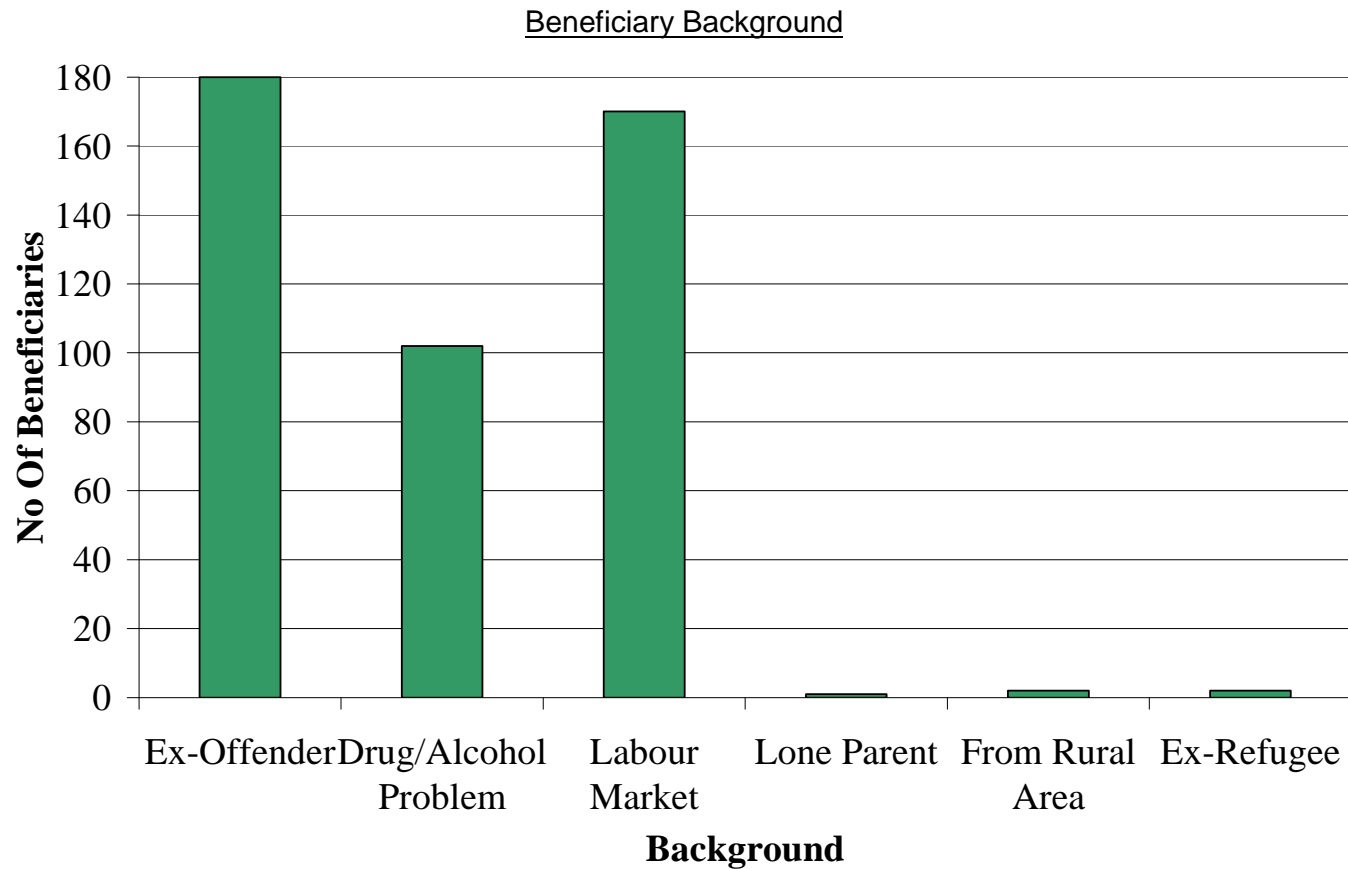
Beneficiaries Finishing in Wymott

- 4% (36) of the beneficiaries who started in Wymott were classified as being disabled.
- 4% (37) of the beneficiaries who finished in Wymott were classified as being disabled.

Needs of the Beneficiaries Started in Wymott



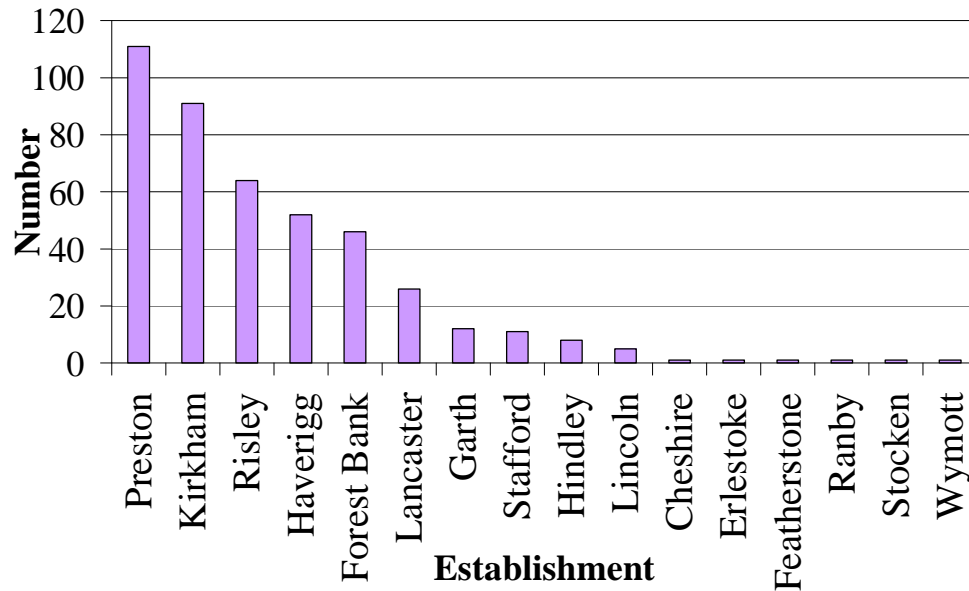
- Over 90% of the beneficiaries who started in Wymott needed help with employment and 90% needed help with education.
- Nearly 50% of the beneficiaries who started in Wymott needed help with housing issues.
- Nearly 40% of the beneficiaries who started in Wymott needed help with behaviour issues.



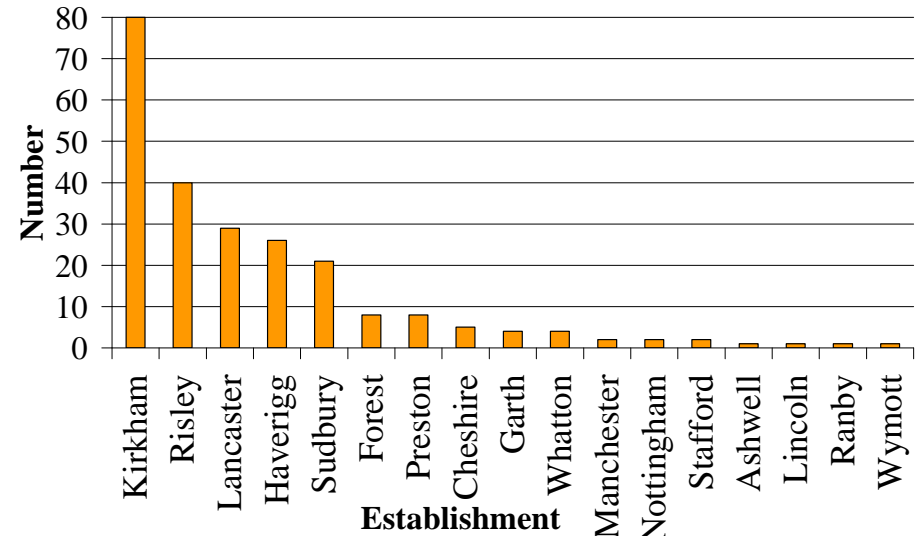
- 180 of the beneficiaries who started in Wymott were ex-offenders.
- 170 of the beneficiaries who started in Wymott are on the labour market.

Transfers from other PS Plus Establishments

Transfers into Wymott

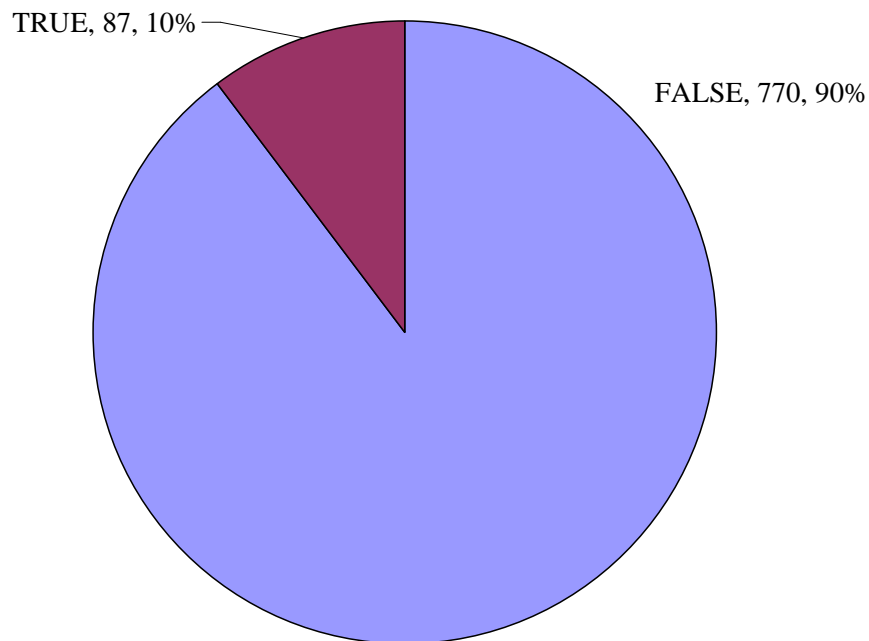


Transfers from Wymott

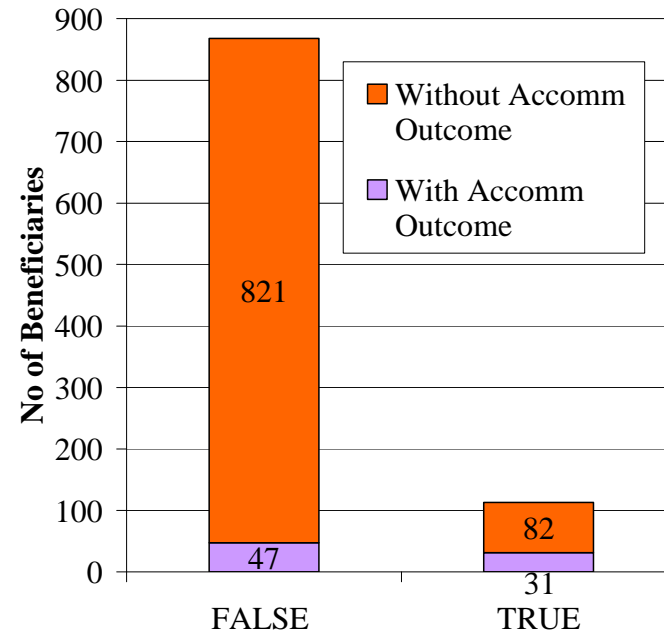


- 432 beneficiaries have transferred into Wymott – 84% transferred to Wymott from Preston, Kirkham, Risley, Haverigg or Forest Bank.
- 235 beneficiaries have transferred from Wymott – 83% transferred from Wymott to Kirkham, Risley, Lancaster Castle, Haverigg or Sudbury.

Beneficiaries that have No Fixed Abode

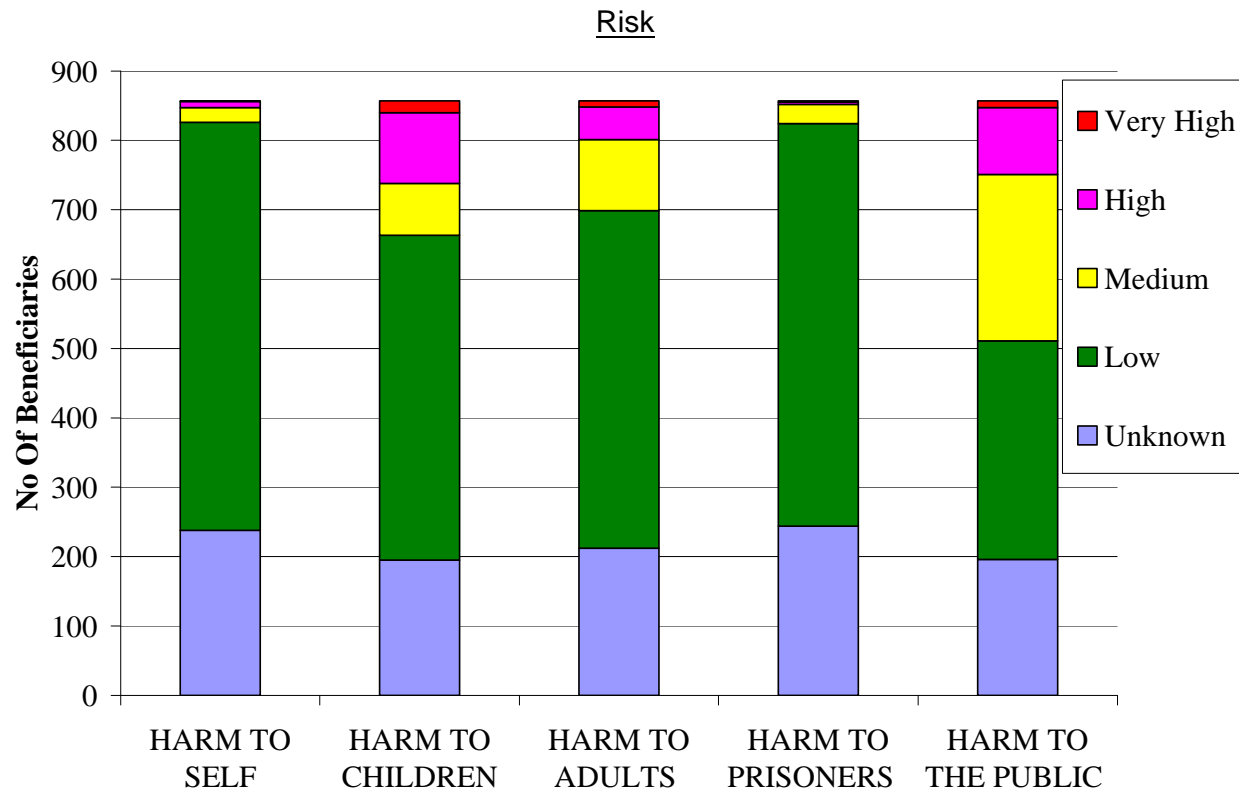


Beneficiaries Starting in Wymott



Beneficiaries Finishing in Wymott

- 10% (87) of the beneficiaries who started in Wymott were classed as having no fixed abode on starting the project.
- 113 beneficiaries were classed as having no fixed abode on finishing the project. Of these, 31 had an accommodation outcome secured.

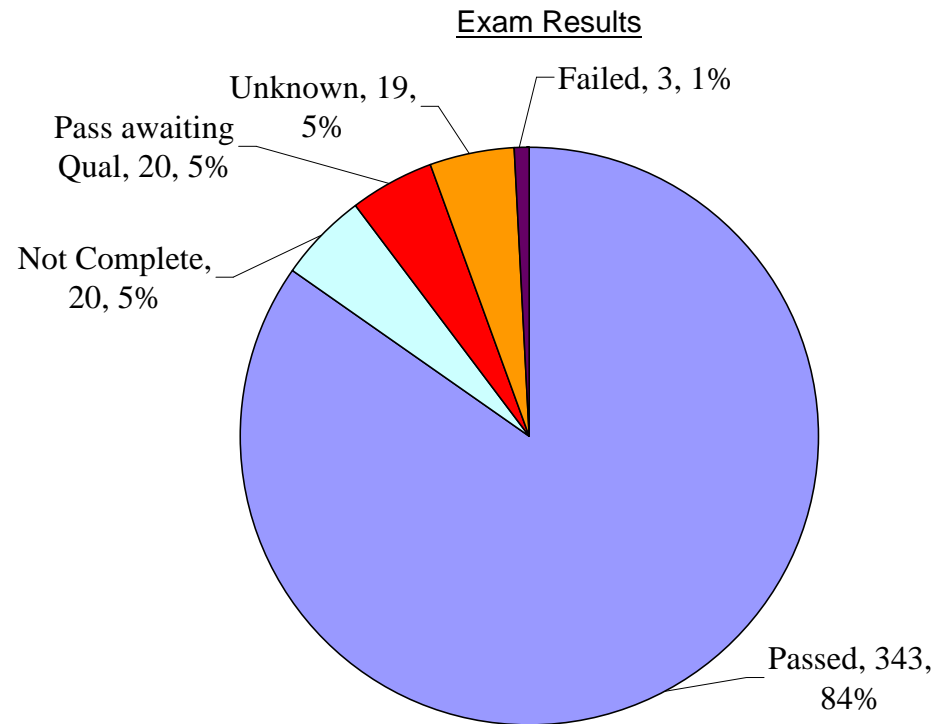


- For over 200 beneficiaries, the level of risk of harm is unknown.
- Where risk is known, the majority of the beneficiaries are low risk prisoners.

Soft Outcomes Gained

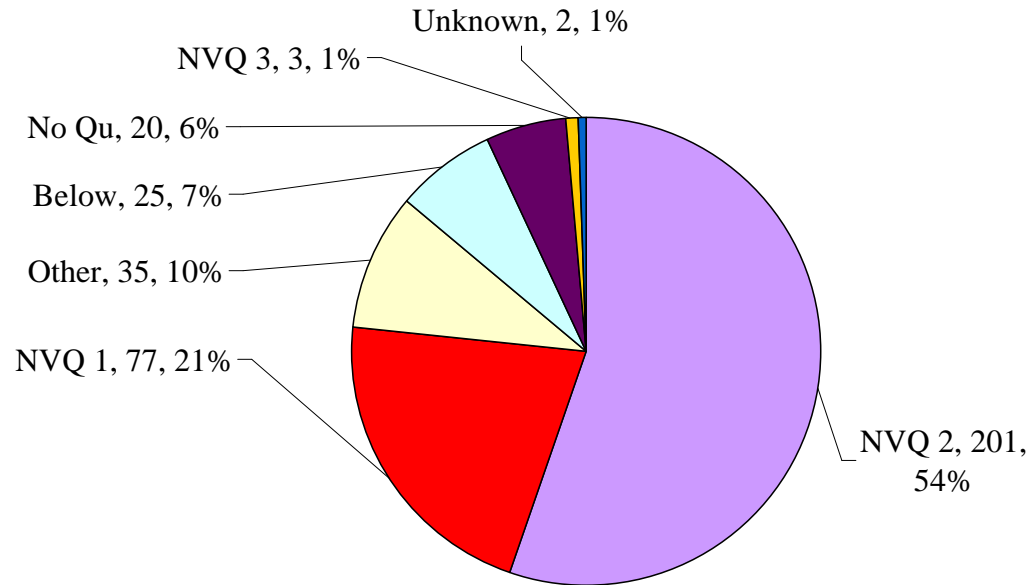
Soft Outcome	No. of beneficiaries	Soft Outcome	No. of beneficiaries
IAG Assistance	82	Accessed Beneficiary Fund	10
NVQs Gained While In Prison	82	Job Interview	8
Fresh Start Interview	63	Rent Arrears Addressed	8
Work Experience In Custody	50	Fresh Start Programme	7
Progress To Work Programme	47	New Deal Interview	7
Attended ECDL	39	CV Written on Own	4
CV Assisted	33	New Deal Programme	3
Advice On Disclosure	32	Other Programme	2
FE College Interview	30	Homeless Interview Secured	2
Non-NVQs Gained While In Prison	30	Temporary Accommodation	2
Progress To Work Interview	18	Debt Management	1

- 560 soft outcomes were gained by Wymott beneficiaries.
- 82 beneficiaries received IAG assistance.
- 39 beneficiaries attended ECDL.
- Beneficiaries in Wymott attended 120 interviews – Further Education, Fresh Start, Homeless, New Deal and Progress to Work interviews.
- 32 beneficiaries received Advice on Disclosure.



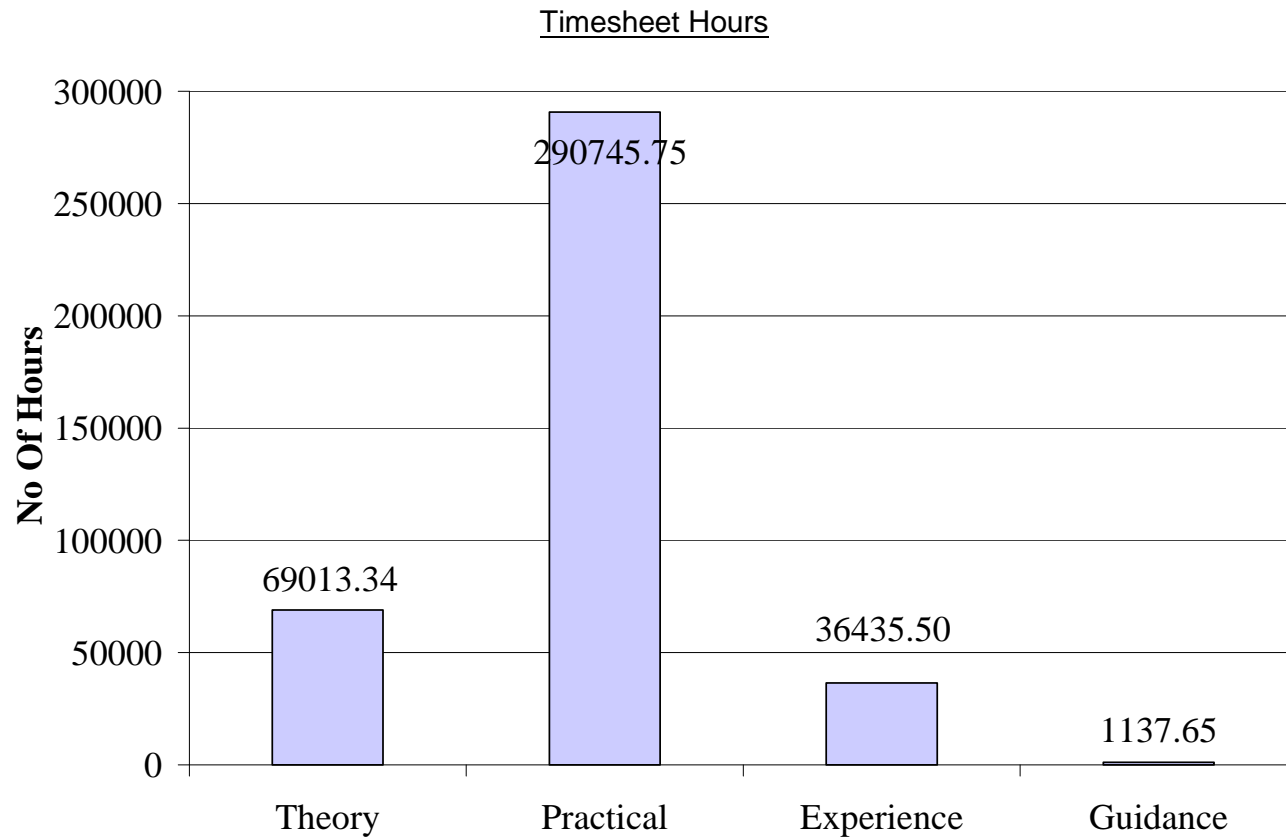
- 89% (363) of the exams taken were passed.
- Only 3 exams were failed.

NVQ Equivalence for Passed Subjects



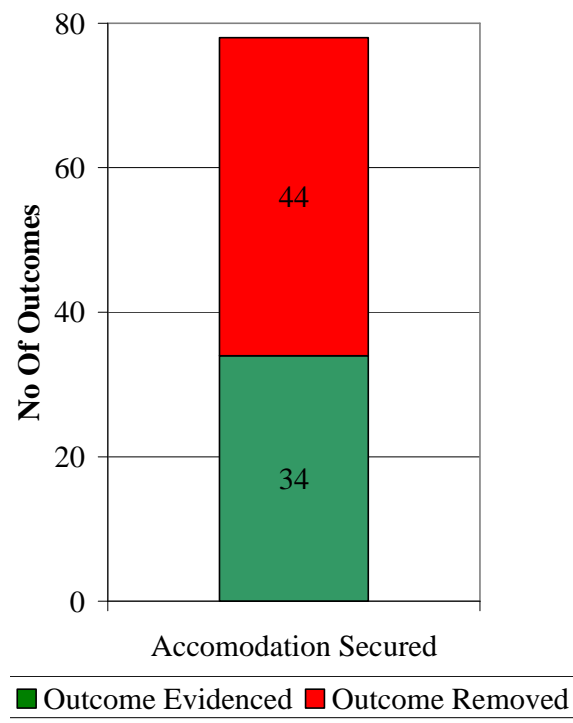
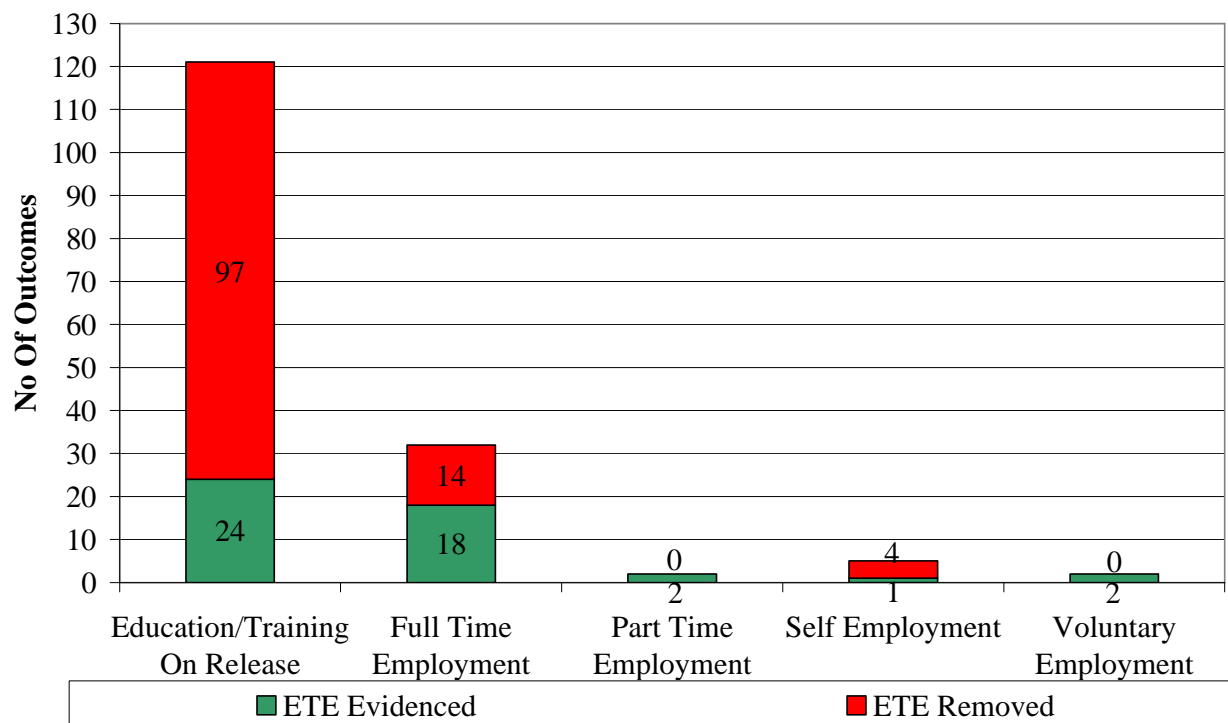
Subject	No. of beneficiaries
ECDL	168
Literacy	30
Fork Lift Truck	27
CLAIT/IT	21
Numeracy	20
Cookery/Food Hygiene	10
Health and Safety	8
Key Skills	7
Art and Painting	6
Drugs/Alcohol Awareness	6
Accounts and Business Skills	5
Gym Instructing/Fitness	5
Counselling Skills	3
First Aid	3
Performance Engineering	3
Product Design	3
Other	38
TOTAL	363

- 281 NVQ levels 1 and 2 have been gained by beneficiaries in Wymott.
- 50 adult literacy and numeracy courses have been passed by beneficiaries in Wymott.
- 168 beneficiaries in Wymott completed an ECDL course.



- 397,332 hours were collected from PS Plus beneficiaries.
- 290,746 (73%) of the hours collected were for practical activities.

Hard Outcomes



- o 162 hard education, training and employment (ETE) outcomes have been recorded at Wymott with evidence for 47 of these outcomes (29% evidence for outcome rate).
- o 78 hard accommodation outcomes have been recorded with evidence for 34 outcomes (44% evidence for outcome rate).